

# Rebling Datasheet: 1,000 amp XFT-style Lithium Battery Terminal

Our 1,000 amp XFT-style terminal has performance characteristics identical to our 1,000 amp BFT-style terminal but is specially designed for mounting onto thin or weak panels. The 1,000 amp XFT-style terminal's nickel-plated copper core stays cool at 1,000 amps of continuous current or at short term peaks of 5,000 amps. These terminals are designed for the temperature sensitive environment of lithium battery cells and the charging rates of ultracapacitors and supercapacitors. Equipping your power module with these watertight, single pole, wrench disconnect copper terminals will facilitate the incorporation of your modules into cutting edge EV, APU, Fuel Cell and Weapons Systems. Whether you are designing a liquid-cooled, pressurized battery pack for EV Mobility, Regenerative Braking, Rail Gun or Laser Weapon applications or are simply bringing high current through a panel of any material or thickness, our XFT-style 1,000 amp terminals, Covers and Accessories were designed with your application in mind.



## Electrical

**Current** each current profile causes a max 30° C temperature rise when tested per IEC 61984

Current Profile #1	Continuous Rated Current (CRC)	-----	1,000 amps
Current Profile #2	50% CRC for 60min + 1 sec peak + 50% CRC for 60 min		5,000 amps
Current Profile #3	50% CRC for 60min + 10 sec peak + 50% CRC for 60 min	-----	4,000 amps
Current Profile #4	50% CRC for 60min + 30 sec peak + 50% CRC for 60 min		2,500 amps
Current Profile #5	50% CRC for 60min + 60 sec peak + 50% CRC for 60 min	-----	2,000 amps

## Voltage & Resistance

Continuous Rated Voltage	UL1977 Section 17	2,000 volts
Minimum Dielectric Withstanding Voltage	UL1977 Section 17	5,000 volts
Insulation Resistance	MIL-PRF-18148D Section 3.12.6	500 mega-ohms
Maximum Contact Resistance	MIL-STD-202H Method 307	70 micro-ohms

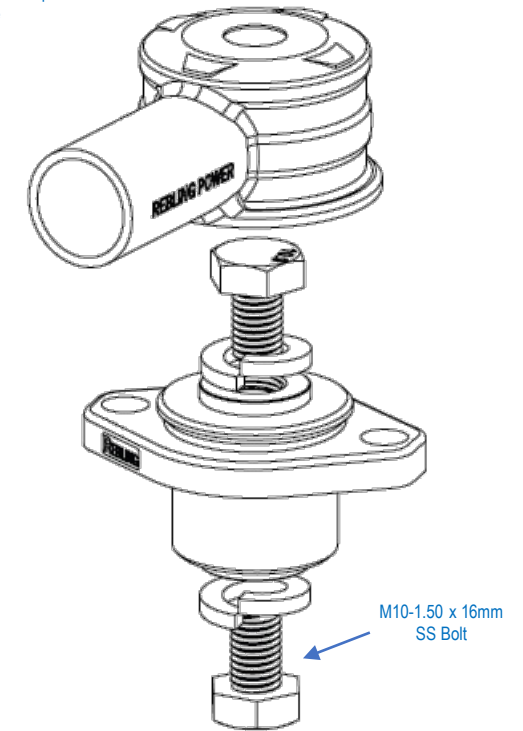
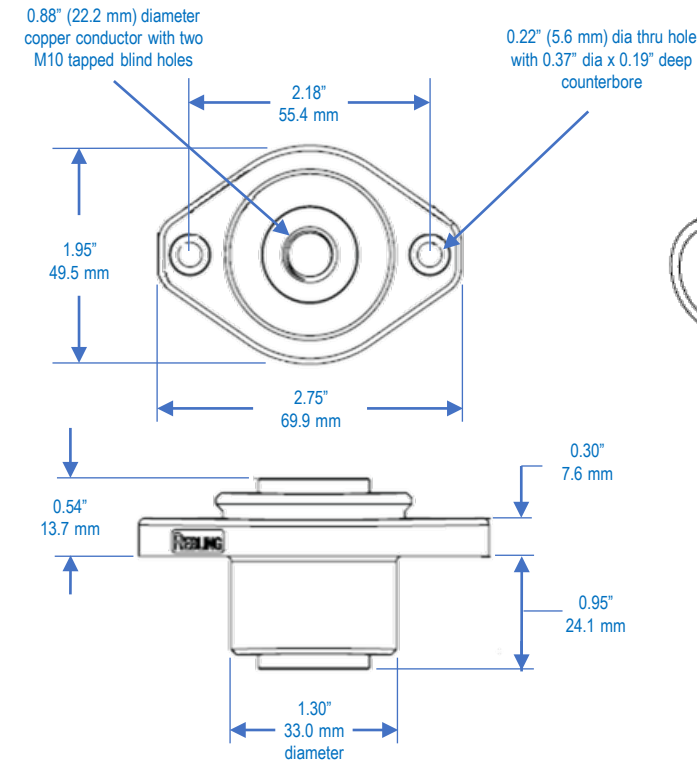
## Mechanical & Environmental

Flammability Rating:	Terminal -----	UL 94	V-0
	Flexible Cover	UL 94	V-0
Environmental Sealing:	with optional gasket -----	IEC 60529	IP68+ watertight
	without gasket	IEC 60529	IP65
Operating Temperature:	Terminal -----		-40 to +125 C
	Flexible Cover		-40 to +90 C
Mechanical Shock		MIL-STD-202H Method 213 Condition A	50 Gs – 3 axes
Vibration		MIL-STD-202H Method 204 Condition A	10 Gs – 3 axes
Minimum Panel Thickness Required for Mounting			0.025" (0.64 mm)
Maximum Wire Size:	Terminal only -----		750 MCM (380 mm <sup>2</sup> )
	with Flexible Cover		4/0 (110 mm <sup>2</sup> )

## Compliance & Conformance


RoHS, REACH, CMRT/3TG  
 UL and CE Conformance

All parts listed on this datasheet are RoHS, REACH and CMRT/3TG Compliant  
 Declarations of UL and CE Conformity can be downloaded from [Rebling.com](http://Rebling.com)



For complete dimensions, download 3D Step files of Terminal and Accessories at [Rebling.com](http://Rebling.com)

# Rebling Datasheet: 1,000 amp XFT-style Lithium Battery Terminal



P/N	Description	Plastic Color	Weight (Grams)	Min Thick (mm)	UL 94 Rating	UL Material Yellow Card # **
XFT-N-B	Terminal Kit*, Copper, Nickel Plated	Black	198	2.5	V-0	E121562-220886
639A1830-B	Flexible Cover (3.50" OAL, 0.82" ID)	Black	25	2.0	V-0	E80017-250533
XFT-N-R	Terminal Kit*, Copper, Nickel Plated	Red	198	2.5	V-0	E121562-220886
639A1830-R	Flexible Cover (3.50" OAL, 0.82" ID)	Red	25	2.0	V-0	E80017-250533
720A1817	Gasket for XFT Terminal	Black	4	2.0	V-0	E80017-250535

\*Terminal Kit = one Terminal + two Bolts + two Split Washers, all parts in a small poly bag  
 \*\*UL Material Yellow Cards can be downloaded from ULprospector.com

## Mounting and Assembly

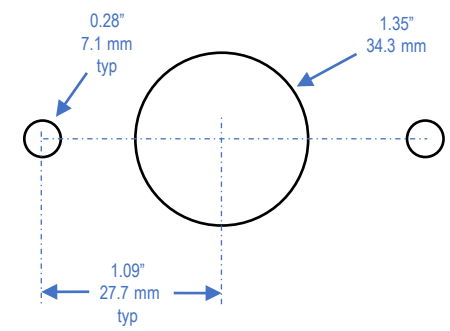
Minimum Panel Thickness	0.025" (0.64 mm)	
Mounting Hole Pattern (see diagram below)	Three Circular Holes	
Torque on M10 Bolts:		
Recommended	60 to 80 in-lbs (6.8-9.1 Nm)	electrical performance does not get better or worse above 60 in-lbs (6.8 Nm)
Maximum Recommended	320 in-lbs (36 Nm)	a Grade 4, M10 stainless bolt will snap at 490 in-lbs (55 Nm)
Torque on M5 panel mount screws:		
Recommended	10 to 15 in-lbs (1.1 - 1.7 Nm)	mechanical performance does not improve above 10 in-lbs (1.1 Nm)
Maximum Recommended	22 in-lbs (2.5 Nm)	the terminal's mounting ear will begin to deform at 36 in-lbs (4.0 Nm)



## Application Notes

- Watertight is superior to IP68: Rebling terminals are completely watertight to a depth of 20 meters which is superior to any IP Rating. The definitions of IP67, IP68 and IP69k per IEC 60529 state that "water may penetrate the seal but shall do no harm", a condition that is unacceptable to lithium battery designers.
- Cable Pulling Lubricant: when using 4/0 (110 mm<sup>2</sup>) cable with the flexible cover, crimp the lug to the cable then push the lug into the cover using lubricant
- Panel Mounting Hardware: to achieve watertight sealing, the McMaster Carr P/Ns shown below can be used
 

92855A516	M5 stainless socket head screw
91828A241	M5 stainless nut
9452K16	M5 O-Ring



Mounting Hole Pattern